

# Rope pump SHIPO Model 4

Vrs. 10 May 2017



Rope pump model 4 with a removable wheel cover. Pole of GI pipe 1¼".



With this model the wheel cover is optional  
It can be purchased later  
Pole 0.5 m in the ground / Concrete



Front vieww .



Side vieww



Jigs for position of pipe support and wheel cover mounting



Jig for outlet support



Jig for bushings for wheel support



Installation of the pump on a hand drilled tube well. Distance pole to casing ca 20 cm





Model with a fixed wheel cover, so with cover supports welded to the frame



Make sure that the vertical support does not cover the oil hole



Rope pump with a fixed wheel cover. Note that PVC T piece should be against the outlet pipe support.

**ROPE PUMP SHIPO MODEL 4**

**Components and Specifications:**

- Tire 14"
- Clamp  $\frac{3}{4}$ " Gi-30
- Spoke  $\frac{1}{2}$ " Gi-161
- Handle  $\frac{1}{2}$ " Gi-650
- Bushing  $\frac{3}{4}$ "-120
- Ring  $\frac{3}{4}$ "-4
- PVC  $\frac{3}{4}$ "-150
- Pole 1"-1500
- Outlet support Gi  $\frac{1}{2}$ "-177
- Clamp - Gi  $\frac{3}{4}$ "-240
- PVC parts T  $\frac{1}{4}$ "
- PVC pipe 1  $\frac{1}{4}$ "
- PVC Reducer 1  $\frac{1}{4}$ "-PVC End cap
- Clamp 1"-30
- Support Gi  $\frac{1}{2}$ "-93/85

**Dimensions:**

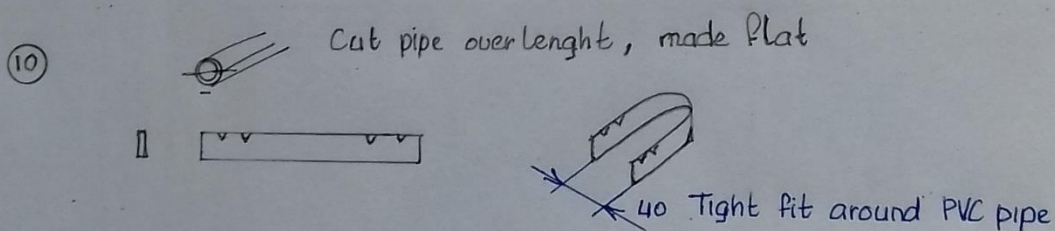

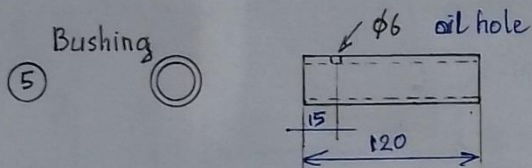
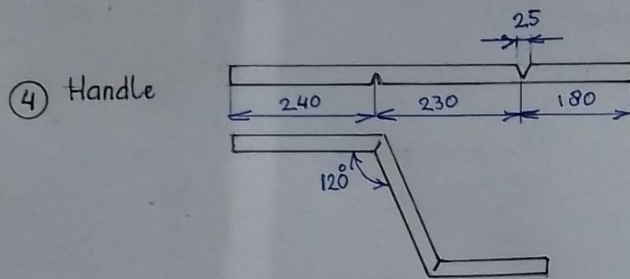
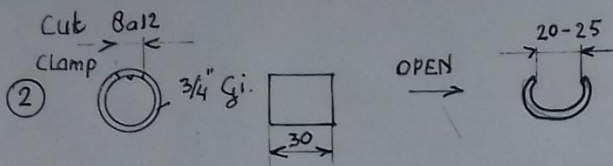
- 2.80 (Height from ground to pump head)
- 100 (Height from ground to pump head)
- 500 (Height from ground to pump head)

**Title Block:**

ROPE PUMP SHIPO MODEL 4		
American projection	scale: 1 : 10	date:
	page: 1 of 2	name: H.W.

The oil hole of 6 mm is 15 mm from the front side of the bushing





# ROPE PUMP SHIPO MODEL 4 - PARTS

American projection



scale:

page: 2 OF 2

date:

name: H.H

#### Materials for Rope pump SHIPO Model 4

Part no	Part	Material	Length	Number
8	Pole	GI pipe 1"	1500 mm (1.5 m.)	1
14	Support return pipe	GI pipe 1 "	30 mm Open	1
10	Support clamp outlet pipe	Gi pipe ¾"	240 mm	1 (Pipe cut in half and made flat)
5	Bushing	Gi pipe ¾"	120 mm	1
2	Wheel clamp	Gi pipe ¾" (slot of 12 mm)	30 mm	8
6	Lock rings	Gi pipe ¾"	7 mm	4
4	Handle	Gi pipe ½"	650 mm	1
9	Support outlet pipe	Gi pipe ½"	179 mm	1
3	Wheel spoke	Gi pipe ½"	161 mm	4
14	Support return pipe	Gi pipe ½"	93/85 mm	1
7	Handle Grip	PVC pipe ¾"	130 mm	1
1	Wheel	Car tire 14 "		1
	<b>Optional removable or fixed Wheel cover</b>			
18	Wheel cover sheet	Gi Sheet 0.6 mm	200 x 1000mm	1
17	*Support wheel cover	Gi pipe ½"	540 mm	1 * For removable cover
19	*Support wheel cover	Gi pipe ½"	260 mm	3 *For fixed cover
	*Pins for wheel cover support	Gi pipe ½"	60 mm	2 * For removable cover
	*Bushing for pins for wheel cover support	Gi pipe ¾"	70 mm	2 * For removable cover
	* Plate for wheel cover support	Gi pipe ¾" made flat	32mm	1 * For removable cover
18	Pop rivets, 5 mm		15 or 20 mm	14
11 etc	Guideblock, rope and pistons, T piece Reducer etc. See manual Rope pump model 1			